

**Introductory sub-table (I)(a)**

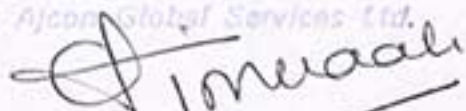
Name of the Company: **A J CON GLOBAL SERVICES LIMITED**

Scrip Code, Name of the scrip, class of security: **511692, Ajcon Global, Equity**

Quarter ended: **31st December, 2013**

<b>Partly paid-up shares:-</b>	<b>No. of partly paid-up shares</b>	<b>As a % of total no. of partly paid-up shares</b>	<b>As a % of total no. of shares of the company</b>
Held by promoter/promoter group	0.00	0.00	0.00
Held by public	0.00	0.00	0.00
<b>Total</b>	0.00	0.00	0.00
<b>Outstanding convertible securities:-</b>	<b>No. of outstanding securities</b>	<b>As a % of total no. of outstanding convertible securities</b>	<b>As a % of total no. of shares of the company, assuming full conversion of the convertible securities</b>
Held by promoter/promoter group	0.00	0.00	0.00
Held by public	0.00	0.00	0.00
<b>Total</b>	0.00	0.00	0.00
<b>Warrants:-</b>	<b>No. of warrants</b>	<b>As a % of total no. of warrants</b>	<b>As a % of total no. of shares of the company, assuming full conversion of warrants</b>
Held by promoter/promoter group	0.00	0.00	0.00
Held by public	0.00	0.00	0.00
<b>Total</b>	0.00	0.00	0.00
<b>Total paid-up capital of the company, assuming full conversion of warrants and convertible securities</b>	<b>61,16,200</b>		

For Ajcon Global Services Ltd.

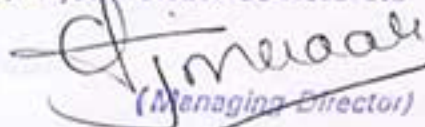
  
 (Managing Director)

## Statement Showing Shareholding Pattern

Name of the Company: AJCON GLOBAL SERVICES LIMITED  
 Scrip Code, Name of the scrip, class of security: 511692, Ajcon Global, Equity  
 Quarter ended: 31st December, 2013

Category Code	Category of Shareholder	Number of Shareholders	Total number of shares	Number of shares held in Dematerialized	Total shareholding as a percentage of total number of shares		Shares Pledged or otherwise	
					As a percentage of (A+B)1	As a percentage of (A+B+C)	Number of Shares	As %
(i)	(ii)	(iii)	(iv)	(v)	(vi)	(vii)	(viii)	(ix) = (viii) / (v) * 100
(A)	Shareholding of Promoter and Promoter Group <sup>1</sup>							
1	Indian							
(a)	Individuals/Hindu Undivided Family	10	2,444,000	2,444,000	39.97	39.97	-	-
(b)	Central Government/ State Government(s)	-	-	-	-	-	-	-
(c)	Bodies Corporate	6	1,405,100	1,405,100	22.97	22.97	-	-
(d)	Financial Institutions/ Banks	-	-	-	-	-	-	-
(e)	Any Others(Specify)	-	-	-	-	-	-	-
(e-1)		-	-	-	-	-	-	-
(e-2)		-	-	-	-	-	-	-
	Sub Total(A)(1)	16	3,850,000	3,850,000	62.948	62.95	-	-
2	Foreign							
a	Individuals (Non-Residents Individuals/	-	-	-	-	-	-	-
b	Bodies Corporate	-	-	-	-	-	-	-
c	Institutions	-	-	-	-	-	-	-
d	Qualified Foreign Investor	-	-	-	-	-	-	-
e	Any Others(Specify)	-	-	-	-	-	-	-
e-1		-	-	-	-	-	-	-
e-2		-	-	-	-	-	-	-
	Sub Total(A)(2)	-	-	-	-	-	-	-
	Total Shareholding of Promoter and Promoter	16	3,850,000	3,850,000	62.95	62.95	-	-
(B)	Public shareholding							
1	Institutions							
(a)	Mutual Funds/ UTI	2	52,100	-	0.85	0.85	-	-
(b)	Financial Institutions / Banks	-	-	-	-	-	-	-
(c)	Central Government/ State Government(s)	-	-	-	-	-	-	-
(d)	Venture Capital Funds	-	-	-	-	-	-	-
(e)	Insurance Companies	-	-	-	-	-	-	-
(f)	Foreign Institutional Investors	-	-	-	-	-	-	-
(g)	Foreign Venture Capital Investors	-	-	-	-	-	-	-
(h)	Qualified Foreign Investor	-	-	-	-	-	-	-
(i)	Any Other (specify)	-	-	-	-	-	-	-
(i-1)		-	-	-	-	-	-	-
(i-2)		-	-	-	-	-	-	-
	Sub-Total (B)(1)	2	52,100	-	0.85	0.85	-	-
2	Non-Institutions							
(a)	Bodies Corporate	56	800,720	662,220	13.09	13.09	-	-
(b)	Individuals							
I	I. Individual shareholders holding nominal share	3,761	1,055,470	647,455	17.26	17.26	-	-
II	II. Individual shareholders holding nominal share	16	340,062	242,062	5.66	5.66	-	-
(c)	Qualified Foreign Investor	-	-	-	-	-	-	-
(d)	Any Other (specify)	-	-	-	-	-	-	-
(e-1)	Individuals(Non Resident Indians)	11	6,350	3,650	0.10	0.10	-	-
(e-2)	Clearing Member	5	5,498	5,498	0.09	0.09	-	-
	Sub-Total (B)(2)	3,849	2,214,100	1,560,885	37.05	37.05	-	-
	Total Public Shareholding (B) = (B)(1)+(B)(2)	3,851	2,266,200	1,560,885	37.05	37.05	-	-
	TOTAL (A)+(B)	3,867	6,116,200	5,410,885	100.00	100.00	-	-
(C)	Shares held by Custodians and against which							
1	Promoter and Promoter Group	-	-	-	-	-	-	-
2	Public	-	-	-	-	-	-	-
	Sub-Total (C)	-	-	-	-	-	-	-
	GRAND TOTAL (A)+(B)+(C)	3,867	6,116,200	5,410,885	100.00	100.00	-	-

For Ajcon Global Services Ltd



(Managing Director)

Sr.No Notes

1

2

3

4

5

6

7

8

9

NIL


For Ajeet Global Services Ltd.

*Ajeet*  
(Managing Director)

(f)(b) Statement showing holding of securities (including shares, warrants, convertible securities) of persons belonging to the category "Promoter and Promoter Group"

Sr. No.	Name of the shareholder	Details of Shares held		Encumbered shares (*)			Details of warrants		Details of convertible securities		Total shares (including underlying shares assuming full conversion of warrants and convertible securities) as a % of diluted share capital
		Number of shares held	As a % of grand total (A) + (B) + (C)	No.	As a percentage	As a % of grand total (A)+(B)+(C) of sub-clause (f)(a)	Number of warrants held	As a % total number of warrants of the same class	Number of convertible securities held	As a % total number of convertible securities of the same class	
(i)	(ii)	(iii)	(iv)	(v)	(vi) = (v)/(iii) * 100	(vii)	(viii)	(ix)	(x)	(xi)	(xii)
<b>Core Promoters</b>											
1	Ashok Kumar Ajmera	750000	12.26	0.00	0.00	0.00	0.00	0.00	0.00	0.00	12.26
2	Pragati Ajmera	500000	8.18	0.00	0.00	0.00	0.00	0.00	0.00	0.00	8.18
3	Ankit Ajmera	366000	6.33	0.00	0.00	0.00	0.00	0.00	0.00	0.00	6.33
4	Anuj Ajmera	285000	0.29	0.00	0.00	0.00	0.00	0.00	0.00	0.00	6.29
5	Pallavi Ajmera	200000	3.27	0.00	0.00	0.00	0.00	0.00	0.00	0.00	3.27
6	Shikha Ajmera	200000	3.27	0.00	0.00	0.00	0.00	0.00	0.00	0.00	3.27
7	Ajcon Consultants Pvt. Ltd.	710900	11.77	0.00	0.00	0.00	0.00	0.00	0.00	0.00	11.77
8	Ajcon Communications Pvt. Ltd.	300000	4.91	0.00	0.00	0.00	0.00	0.00	0.00	0.00	4.91
9	Ajcon Infra Projects Pvt. Ltd.	283200	4.63	0.00	0.00	0.00	0.00	0.00	0.00	0.00	4.63
	<b>Sub Total</b>	<b>3728000</b>	<b>60.90</b>	<b>0.00</b>	<b>0.00</b>	<b>0.00</b>	<b>0.00</b>	<b>0.00</b>	<b>0.00</b>	<b>0.00</b>	<b>60.90</b>
<b>Other Promoters</b>											
10	Abhinandan Ajmera	15000	0.25	0.00	0.00	0.00	0.00	0.00	0.00	0.00	0.25
11	Drasid Metals Pvt. Ltd.	60000	0.98	0.00	0.00	0.00	0.00	0.00	0.00	0.00	0.98
12	Ashalata Bedre	8000	0.13	0.00	0.00	0.00	0.00	0.00	0.00	0.00	0.13
13	RHJ Industries Pvt. Ltd. (Formerly Known as Raja Zinc Pvt. Ltd.)	40000	0.65	0.00	0.00	0.00	0.00	0.00	0.00	0.00	0.65
14	Heartbeat Communications Pvt. Ltd.	2000	0.03	0.00	0.00	0.00	0.00	0.00	0.00	0.00	0.03
	<b>Sub Total</b>	<b>125000</b>	<b>2.04</b>	<b>0.00</b>	<b>0.00</b>	<b>0.00</b>	<b>0.00</b>	<b>0.00</b>	<b>0.00</b>	<b>0.00</b>	<b>2.04</b>
<b>TOTAL</b>		<b>3853000</b>	<b>62.95</b>	<b>0.00</b>	<b>0.00</b>	<b>0.00</b>	<b>0.00</b>	<b>0.00</b>	<b>0.00</b>	<b>0.00</b>	<b>62.95</b>

(\*) The term "encumbrance" has the same meaning as assigned to it in regulation 28(3) of the SAST Regulations, 2011

For Ajcon Services Ltd.  
  
 Director

**(D)(c)(i) Statement showing holding of securities (including shares, warrants, convertible securities) of persons belonging to the category "Public" and holding more than 1% of the total number of shares**

Sr. No.	Name of the shareholder	Number of shares held	Shares as a percentage of total number of shares [i.e., Grand Total (A)+(B)+(C) indicated in Statement at para (I)(a) above]	Details of warrants		Details of convertible securities		Total shares (including underlying shares assuming full conversion of warrants and convertible securities) as a % of diluted share capital
				Number of warrants held	As a % of total number of warrants of the same class	Number of convertible securities held	% w.r.t total number of convertible securities of the same class	
1	DB Corp Ltd.	300000	4.91	0.00	0.00	0.00	0.00	4.91
2	Pride Shelters Pvt. Ltd.	148800	2.43	0.00	0.00	0.00	0.00	2.43
3	Good Morning Investrade Pvt Ltd	136300	2.23	0.00	0.00	0.00	0.00	2.23
4	Revoke Exports Pvt. Ltd.	77799	1.27	0.00	0.00	0.00	0.00	1.27
5	Bectal Trading Pvt. Ltd.	62340	1.02	0.00	0.00	0.00	0.00	1.02
<b>TOTAL</b>		<b>725239</b>	<b>11.86</b>	<b>0.00</b>	<b>0.00</b>	<b>0.00</b>	<b>0.00</b>	<b>11.86</b>


For Ajio Global Services Ltd

  
(Managing Director)

**(I)(c)(ii) Statement showing holding of securities (including shares, warrants, convertible securities) of persons (together with PAC) belonging to the category "Public" and holding more than 5% of the total number of shares of the company**

Sr. No.	Name(s) of the shareholder(s) and the Persons Acting in Concert (PAC) with them	Number of shares	Shares as a percentage of total number of shares (i.e., Grand Total (A)+(B)+(C) indicated in Statement at para (I)(a) above)	Details of warrants		Details of convertible securities		Total shares (including underlying shares assuming full conversion of warrants and convertible securities) as a % of diluted share capital
				Number of warrants	As a % total number of warrants of the same class	Number of convertible securities held	% w.r.t total number of convertible securities of the same class	
1								
2								
3								
4								
5								
6								
7								
8								
9								
10								
<b>TOTAL</b>								


NIL

For Ajanta Global Services Ltd  
  
 (Managing Director)

(I)(d) Statement showing details of locked-in shares

Sr. No.	Name of the shareholder	Number of locked-in shares	Locked-in shares as a percentage of total number of shares {i.e., Grand Total (A)+(B)+(C) indicated in Statement at para (I)(a) above}
1			
2			
3			
4			
5			
6			
7			
8			
9			
<b>TOTAL</b>			

-----NIL-----

For *Fin Global Services Ltd.*  
  
(Managing Director)






(II)(b) Statement showing holding of Depository Receipts (DRs), where underlying shares held by "promoter/promoter group" are in excess of 1% of the total number of shares

Sr. No.	Name of the DR Holder	Type of outstanding DR (ADRs, GDRs, SDRs, etc.)	Number of shares underlying outstanding DRs	Shares underlying outstanding DRs as a percentage of total number of shares {i.e., Grand Total (A)+(B)+(C) indicated in Statement at para (I)(a) above}
1				0.00
2				0.00
3				0.00
4				0.00
5				0.00
6				0.00
7				0.00
8				0.00
9				0.00
				0.00
<b>TOTAL</b>				

For Aicon Global Services Ltd.

  
(Managing Director)