

AJCON COMTRADE PRIVATE LIMITED

Standalone Balance Sheet As at March 31, 2022

(₹ in Lacs)

Particulars	Note No	As at March 31, 2022	As at March 31, 2021
ASSETS			
1. Financial Assets			
(a) Cash and cash equivalents	3	0.14	0.13
(b) Bank balance other than (a) above		0.00	0.00
(c) Receivables			
(I) Trade receivables		0.00	0.00
(II) Other receivables		0.00	0.00
(d) Loans	4	109.96	120.66
(e) Investments		0.00	0.00
(f) Other financial assets	5	0.13	0.70
Sub-total		110.24	121.50
2. Non-Financial Assets			
(a) Current tax assets (net)		0.00	0.00
(b) Deferred tax assets (net)		0.00	0.00
(c) Property, Plant and Equipment		0.00	0.00
(d) Right of use assets		0.00	0.00
(e) Intangible assets under development		0.00	0.00
(f) Other intangible assets		0.00	0.00
(g) Other non-financial assets	6	1.78	1.78
(h) Inventories		0.00	0.00
Sub-total		1.78	1.78
Total		112.02	123.28
LIABILITIES AND EQUITY			
LIABILITIES			
(1) Financial Liabilities			
(a) Payables			
(I) Trade payables	7		
(i) Total outstanding dues of micro		0.00	0.00
(ii) Total outstanding dues of creditors other		0.00	0.00
(II) Other payables			
(i) Total outstanding dues of micro		0.00	0.00
(ii) Total outstanding dues of creditors other		0.26	11.91
(b) Borrowings (Other than debt securities)	8	0.00	0.00
(c) Other financial liabilities		0.00	0.00
Sub-total		0.26	11.91
(2) Non-Financial Liabilities			
(a) Current tax liabilities (net)		0.00	0.00
(b) Deferred tax liabilities (net)		0.00	0.00
(c) Provisions	9	2.49	2.49
(d) Other non-financial liabilities	10	0.00	0.00
Sub total		2.49	2.49
(3) EQUITY			
(a) Equity share capital	11	81.00	81.00



(b) Other equity	12	28.27	27.88
Sub total		109.27	108.88
Total		112.02	123.28

As per our report of even date attached

FOR BHATTER & CO.
CHARTERED ACCOUNTANTS
 Firm Reg. No.131092W



D. H. Bhattar
D. H. BHATTER
PROPRIETOR
 M. No. 16937

Place : Mumbai
 Date : 23.05.2022
 UDIN: 22016937AJKOQL3950

For and on behalf of the Board

Ashok Ajmera

Ashok Ajmera
Director
DIN : 00812092

Ankit Ajmera
Ankit Ajmera
Director
DIN : 00200434

Anuj Ajmera
Anuj Ajmera
Director
DIN : 01838428

Anuj Ajmera

AJCON COMTRADE PRIVATE LIMITED

STATEMENT OF PROFIT AND LOSS FOR THE YEAR ENDED 31st March 2022

(₹ in Lacs)

Particulars	Note No	for the year ended 31/03/2022	for the year ended 31/03/2021
I. Revenue from Operations	13	-	-
II. Other Income	14	7.36	9.38
III. Total Income (I+II)		7.36	9.38
IV Expenses			
Employee Benefit Expenses	15	-	1.80
Financial Cost	16	0.01	0.03
Other Expenses	17	6.95	7.13
Total Expenses		6.96	8.96
V Profit/(Loss) before Exceptional & Extra-ordinary items		0.39	0.42
VI Exceptional item		-	-
VII Profit/(Loss) before Extra-ordinary items & Tax (V-VI)		0.39	0.42
VIII Extraordinary Item		-	-
IX Profit before Tax (VII-VIII)		0.39	0.42
X Tax Expenses			
i) Current Tax		-	0.12
ii) Deferred Tax Expenses/ (Savings)		-	-
iii) Short / (Excess) Tax Provision of Tax in Earlier Years		-	-
XI Profit/(Loss) for the period (IX - X)		0.39	0.31
EPS		0.05	0.04

As per our report of even date attached

FOR BHATTER & CO.
CHARTERED ACCOUNTANTS
Firm Reg. No.131092W

D. H. Bhatte
D. H. BHATTER
PROPRIETOR
M. No. 16937



Place : Mumbai
Date : 23.05.2022
UDIN: 22016937AJKOQL3950

For and on behalf of the Board

Ashok Ajmera
Ashok Ajmera
Director
DIN : 00812092

Ankit Ajmera
Ankit Ajmera
Director
DIN : 00200434

Anuj Ajmera
Anuj Ajmera
Director
DIN : 01838428

AJCON COMTRADE PRIVATE LIMITED
Cash Flow Statement For the year ended March 31, 2022

(₹ in Lacs)

Particulars	For the year ended March 31, 2022	For the year ended March 31, 2021
Cash Flows From Operating Activities		
Net Profit/(Loss) before taxation, and extraordinary item	0.39	0.42
Adjustments for:		
Depreciation & Amortisation	0.00	0.00
Employee Stock Option Expenses	0.00	0.00
Provisions for Gratuity	0.00	0.00
Provisions for Leave Encashment	0.00	0.00
Interest Expenses	0.00	0.00
Capital Gain on Investments	0.00	0.00
Interest Income	0.00	0.00
Net Loss/(Gain) on Fair Value of Investments	0.00	0.00
Net Loss/(Gain) on sale of PPE & Intangible Assets	0.00	0.00
Operating Profit](Loss) Before Working Capital Changes	0.39	0.42
(Increase)/Decrease in Trade Receivables	0.00	0.00
(Increase)/Decrease in Loans	10.70	35.30
(Increase)/Decrease in Other Financial Assets	0.56	9.81
Increase/(Decrease) in Inventory	0.00	0.00
(Increase)/Decrease in Other Non-Financial Assets	0.00	-0.01
Increase/(Decrease) in Provisions	0.00	-0.09
Increase/(Decrease) in Trade Payables	0.00	0.00
Increase/(Decrease) in Other Payables	-11.65	-4.60
(Increase)/Decrease in borrowings	0.00	-40.35
Increase/(Decrease) in Other Financial Liabilities	0.00	0.00
Increase/(Decrease) in Other Non-Financial Liabilities	0.00	-0.45
Cash Generated From Operations	0.01	0.04
Taxes	0.00	0.12
Net cash flow from](used in) operating activities (A)	0.01	-0.08
Cash Flows From Investing Activities		
(Purchase)/Sale of PPE & Intangible Assets (net)	0.00	0.00
(Purchase) / Sale Investments (Including in subsidiaries)	0.00	0.00
Capital Gain on Investment	0.00	0.00
Interest received	0.00	0.00
Net cash flow from](used in) investing activities (B)	0.00	0.00
Cash Flows From Financing Activities		
Decrease in Bank Deposits	0.00	0.00
Increase in Share Capital	0.00	0.00
Increase in Share Premium (Net of share Issue Expenses)	0.00	0.00
Borrowed/ Repayment of Borrowings (Net)	0.00	0.00
Interest Expenses	0.00	0.00
Net cash flow from](used in) financing activities (C)	0.00	0.00
Net increase](decrease) in Cash and Cash Equivalents (A+B+C)	0.01	-0.08
Cash and Cash Equivalents at beginning of Year	0.13	0.22
Cash and Cash Equivalents at end of Period	0.14	0.13
Net Increase](Decrease) in Cash and Cash Equivalents	0.00	0.00

As per our report of even date attached

For and on behalf of the Board



FOR BHATTER & CO.
CHARTERED ACCOUNTANTS
Firm Reg. No.131092W

dhbhattar
D. H. BHATTER
PROPRIETOR
M. No. 16937
UDIN:



Place : Mumbai
Date :23.05.2022
UDIN: 22016937AJKOQL3950

Ajmera

Ashok Ajmera
Director
DIN : 00812092

Ankit Ajmera *Ankit*
Director
DIN : 00200434

Anuj Ajmera *Anuj*
Director
DIN : 01838428

AJCON COMTRADE PVT. LTD
STATEMENT OF CHANGES IN EQUITY FOR THE YEAR ENDED 31st March ,2022

Share Capital

(₹ in Lacs)



Particulars	As at 31.03.2022	As at 31.03.2021
Authorised Share Capital 10,00,000 Equity Shares of ₹10 each	100.00	100.00
Issued, Subscribed & Paid Up 8,10,000 (P.Y. 8,10,000) Equity Shares of ₹10 each fully paid up.	81.00	81.00
Total	81.00	81.00

Other equity

(₹ in Lacs)


Particulars	As at March 31,	As at March 31,
Profit and Loss Account		
Balance at the beginning of the year	27.88	27.57
Profit/(Loss) during the year	0.39	0.31
Balance at the end of the year c/f to Balance Sheet	28.27	27.88


As per our report of even date attached


FOR BHATTER & CO.
 CHARTERED ACCOUNTANTS
 Firm Reg. No.131092W


D. H. BHATTER
 PROPRIETOR
 M. No. 16937

Place : Mumbai
 Date :23.05.2022
 UDIN: 22016937AJKOQL3950

For and on behalf of the Board


Ashok Ajmera
 Director
 DIN : 00812092


Ankit Ajmera
 Director
 DIN : 00200434


Anuj Ajmera
 Director
 DIN : 01838428

NOTE 3 : CASH AND CASH EQUIVALENTS**(₹ in Lacs)**

Particulars	As at March 31, 2022	As at March 31, 2021
Cash & cash equivalents		
Cash in hand	0.02	0.03
Balances with bank:		
- in current accounts	0.12	0.11
Total Cash & cash equivalents	0.14	0.13

NOTE 4: LOANS**(₹ in Lacs)**

Particulars	As at March 31, 2022	As at March 31, 2021
Unsecured, considered good		
Other advances recoverable in cash or in kind or for value, to be considered	109.96	120.66
Total	109.96	120.66

NOTE 5 : OTHER FINANCIAL ASSETS**(₹ in Lacs)**

Particulars	As at March 31, 2022	As at March 31, 2021
Advance Receivable in Cash or Kind	0.13	0.70
Total	0.13	0.70

NOTE 6 : OTHER NON-FINANCIAL ASSETS**(₹ in Lacs)**

Particulars	As at March 31, 2022	As at March 31, 2021
GST credit receivable	1.78	1.78
Total	1.78	1.78



NOTE 7 : PAYABLES

(₹ in

Particulars	As at March 31, 2022	As at March 31, 2021
(I) Trade Payable		
(i) total outstanding dues of micro enterprises and small enterprises	0.00	0.00
(ii) total outstanding dues of creditors other than micro enterprises and small	0.00	0.00
Total (a)	0.00	0.00
(II) Other Payable		
(i) total outstanding dues of micro enterprises and small enterprises	0.00	0.00
(ii) total outstanding dues of creditors other than micro enterprises and small	0.26	11.91
Total (b)	0.26	11.91
Total (a+b)	0.26	11.91

NOTE 7.1 : TRADE AND OTHER PAYABLES AGEING SCHEDULE AS AT 31ST MARCH 2022

(₹ in Lacs)

Particulars	(Amount in Rs.)				
	Outstanding for following periods from due date of payment				
	Less than 1 year	1-2 years	2-3 years	More than 3 years	Total
(i) MSME	-	-	-	-	-
(ii) Others	0.05	-	0.20	-	0.26
(iii) Disputed Dues-MSME	-	-	-	-	-
(iii) Disputed Dues-Others	-	-	-	-	-

NOTE 7.2 : TRADE AND OTHER PAYABLES AGEING SCHEDULE AS AT 31ST MARCH 2021

(₹ in Lacs)

Particulars	(Amount in Rs.)				
	Outstanding for following periods from due date of payment				
	Less than 1 year	1-2 years	2-3 years	More than 3 years	Total
(i) MSME	-	-	-	-	-
(ii) Others	4.05	0.60	-	7.26	11.91
(iii) Disputed Dues-MSME	-	-	-	-	-
(iii) Disputed Dues-Others	-	-	-	-	-

NOTE 8 : BORROWINGS (OTHER THAN DEBT SECURITIES)

(₹ in

Particulars	As at March 31, 2022	As at March 31, 2021
At amortised cost		
(a) Secured		
- Inter Corporate Loans/ Advances (Secured against shares, repayable on demand)	0.00	0.00
(b) Other loans : Unsecured		
- Temporary Bank Overdraft	0.00	0.00
- Inter Corporate Deposits	0.00	0.00
- Advances received against Strategic Investment	0.00	0.00
Total (c) = (a)+ (b)	0.00	0.00
Borrowings in India	0.00	0.00
Borrowings outside India	0.00	0.00
Total	0.00	0.00



NOTE 9 : PROVISIONS

(₹ in

Particulars	As at March 31, 2022	As at March 31, 2021
Provision for Taxation	2.49	2.49
Total	2.49	2.49

NOTE 10 : OTHER NON-FINANCIAL LIABILITIES

(₹ in

Particulars	As at March 31, 2022	As at March 31, 2021
TDS and Other Liabilities	0.00	0.00
Total	0.00	0.00



Note: 11 Share Capital

Particulars	(₹ in Lacs)	
	As at March 31, 2022	As at March 31,
Authorised Share Capital 10,00,000 Equity Shares of Rs.10 each	100.00	100.00
Issued, Subscribed & Paid Up 8,10,000 (P.Y. 8,10,000) Equity Shares of Rs. 10 each fully paid up.	81.00	81.00
Total	81.00	81.00

11.1 Reconciliation of the number of Shares outstanding is set out below :

Particulars	As at March 31, 2022	As at March 31,
	No. of Shares	No. of Shares
Equity Shares at the beginning of the year	8,10,000	8,10,000
Add: Shares issued during the year	-	-
Less: Shares cancelled/ buy back during the year	-	-
Equity Shares at the end of the year	8,10,000	8,10,000

11.2 Face Value of Shares : All the equity shares are of same class with a face value of ` 10 per share. Company has not issued any shares during the year under consideration.

11.3 Rights, Preferences and Restrictions attached to Shares :

Equity Shares: The Company has one class of equity shares having a par value of ` 10 each. Each shareholder is eligible for one vote per share held. If any dividend is proposed by the Board of Directors, it shall be subject to the approval of the shareholders in the ensuing Annual General Meeting, except in case of interim dividend. In the event of liquidation, the equity shareholders are eligible to receive the remaining assets of the Company after distribution of all preferential amounts, in proportion to their shareholding.

11.4 Shares held by Holding Company or it's subsidiaries / associate companies.

Particulars	As at 31.03.2022	As at 31.03.2021
Ajcon Global Services Limited (Holding Company)	100%	100%

11.5 Details of Shareholders' holding more than 5% Shares :

Name of Shareholders	As at 31.03.2022		As at 31.03.2021	
	No. of Shares	% held	No. of Shares	% held
Ajcon Global Services Ltd.(Holding Company)	8,10,000	100.00	8,10,000	100.00

NOTE 12 : Other equity

Particulars	(₹ in Lacs)	
	As at March 31, 2022	As at March 31,
Profit and Loss Account		
Balance at the beginning of the year	27.88	27.57
Profit/(Loss) during the year	0.39	0.31
Balance at the end of the year c/f to Balance Sheet	28.27	27.88



NOTE 13 : REVENUE FROM OPERATIONS

(₹ in

Particulars	For the year ended March 31, 2022	For the year ended March 31, 2021
Profit/(Loss) from Proprietary Trading	0.00	0.00
Income From Commodity Broking Business	0.00	0.00
Total	0.00	0.00

NOTE 14 : OTHER INCOME

(₹

Particulars	For the year ended March 31, 2022	For the year ended March 31, 2021
Interest received	7.36	9.29
Misc. income	0.00	0.09
Total	7.36	9.38

NOTE 15 : EMPLOYEE BENEFIT EXPENSES

(₹ in Lacs)

Particulars	For the year ended March 31, 2022	For the year ended March 31, 2021
Salaries to Staff	0.00	1.80
Total	0.00	1.80

NOTE 16 : FINANCE COST MEASURED THROUGH AMOTISED COST

(₹

Particulars	For the year ended March 31, 2022	For the year ended March 31, 2021
Bank Charges	0.01	0.03
Total	0.01	0.03

NOTE 17 : OTHER EXPENSES

(₹

Particulars	For the year ended March 31, 2022	For the year ended March 31, 2021
Auditors' Remuneration	0.03	0.03
Professional Fees	0.01	0.07
Sundry Expenses	0.06	0.02
Commission	1.35	2.00
Bad Debts	5.50	5.00
TOTAL	6.95	7.13

